

ASPIRE DOG TRAINING LLC
 ASPIRE TO BE A PACK LEADER!

Britta Staub
 858-206-3032

- Training for all breeds and ages
- Only POSITIVE training methods
- Certified in canine first aid

CERTIFIED DOG TRAINER
ABC
 Animal Behavior College

Britta@AspireDogTraining.com



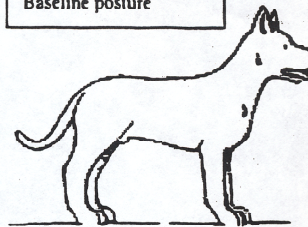
DOGS

Signs of friendliness:

(Baseline, natural posture)

- ✓ ears up or back
- ✓ eyes wide open
- ✓ mouth open but relaxed ("smiling")
- ✓ tail down and relaxed or wagging

Baseline posture

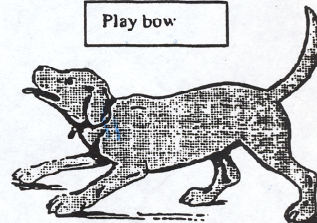


(Play bow)

Friendly dog may show play behavior, such as play bow.

- ✓ can include friendly barking


Play bow



Signs of transition – alert posture:

- ✓ stands tall and forward
- ✓ ears forward
- ✓ mouth closed
- ✓ tail straight out

Alert posture




This is a prelude to other behavior. The dog is watching or listening to something with great interest, and the alert posture could transition to friendly behavior, an offensive stance, or a defensive posture.

MONITOR DOG'S BEHAVIOR

Signs of aggression:

- ✓ stands tall and forward on toes
- ✓ ears up or forward
- ✓ mouth closed or snarling
- ✓ deep, low growling
- ✓ hair on back raised (hackles up)
- ✓ body rigid, tail up or horizontal (or tail may wag stiffly – this is not a friendly wag!)
- ✓ tension across top of forehead

Offensive posture



DO NOT APPROACH DOG. *Call someone from the front desk or animal care staff for help.*

Signs of submission:

- ✓ Ears back
- ✓ tail tucked under
- ✓ body lowered

Active submission:

- ✓ licking
- ✓ groveling

Passive submission:

- ✓ rolls over
- ✓ eyes look away

Active submission posture



Passive submission posture



APPROACH SLOWLY. If the dog is shy or frightened but not defensive, he may roll over on his back or curl up. In either case do not "corner" the dog. Approach him from the side instead of head on (or turn sideways to the dog), avoid staring directly at his eyes, and try to lure him with a treat and a soft, calm voice.

Signs of fear:

Initial signs may be the same as submission, which is why a submissive dog must be approached slowly and calmly. The dog feels threatened. Fearfulness can sometimes lead to defensive aggression.

Fearful/submissive (no defensive aggression)

- ✓ head down, ears back
- ✓ tail tucked under
- ✓ body lowered
- ✓ avoids eye contact

Fearful/submissive posture



Defensive threat: dog may bite out of fear.

- ✓ hackles up
- ✓ mouth pulled back
- ✓ pupils dilated
- ✓ wrinkled nose, corner of mouth back

Defensive posture



If the dog is showing signs of defensive aggression, **SLOWLY BACK AWAY AND REQUEST STAFF ASSISTANCE.**

Signs of stress:

- ✓ Ears back
- ✓ rapid panting
- ✓ hair shedding
- ✓ pupils dilated
- ✓ tail limp
- ✓ body lowered
- ✓ sometimes shivering or shaking as if cold

Stress posture



The dog needs quiet time and rest. Approach calmly and slowly, as with a shy or fearful dog. REPORT THIS BEHAVIOR TO THE FRONT DESK.

Being in a shelter is stressful for all dogs, but some dogs have a harder time adjusting because of their history or temperament. In many cases, a stressful dog will calm down and relax if taken to a quiet area and allowed to sit quietly with you. Stroke gently but stop if this doesn't seem to reduce the stress signs.